

# St. Mary's Convent Girls High School

## Holiday Homework of Class 1

### Mathematics

Q. 1 Write down the Tables of 0 ,1, 2, 3, 4, 5, 10.

|   |   |    |   |   |
|---|---|----|---|---|
| 0 | × | 1  | = | 0 |
| 0 | × | 2  | = | 0 |
| 0 | × | 3  | = | 0 |
| 0 | × | 4  | = | 0 |
| 0 | × | 5  | = | 0 |
| 0 | × | 6  | = | 0 |
| 0 | × | 7  | = | 0 |
| 0 | × | 8  | = | 0 |
| 0 | × | 9  | = | 0 |
| 0 | × | 10 | = | 0 |

|   |   |    |   |    |
|---|---|----|---|----|
| 1 | × | 1  | = | 1  |
| 1 | × | 2  | = | 2  |
| 1 | × | 3  | = | 3  |
| 1 | × | 4  | = | 4  |
| 1 | × | 5  | = | 5  |
| 1 | × | 6  | = | 6  |
| 1 | × | 7  | = | 7  |
| 1 | × | 8  | = | 8  |
| 1 | × | 9  | = | 9  |
| 1 | × | 10 | = | 10 |

|   |   |    |   |    |
|---|---|----|---|----|
| 2 | × | 1  | = | 2  |
| 2 | × | 2  | = | 4  |
| 2 | × | 3  | = | 6  |
| 2 | × | 4  | = | 8  |
| 2 | × | 5  | = | 10 |
| 2 | × | 6  | = | 12 |
| 2 | × | 7  | = | 14 |
| 2 | × | 8  | = | 16 |
| 2 | × | 9  | = | 18 |
| 2 | × | 10 | = | 20 |

|   |   |    |   |    |
|---|---|----|---|----|
| 3 | × | 1  | = | 3  |
| 3 | × | 2  | = | 6  |
| 3 | × | 3  | = | 9  |
| 3 | × | 4  | = | 12 |
| 3 | × | 5  | = | 15 |
| 3 | × | 6  | = | 18 |
| 3 | × | 7  | = | 21 |
| 3 | × | 8  | = | 24 |
| 3 | × | 9  | = | 27 |
| 3 | × | 10 | = | 30 |

|   |   |    |   |    |
|---|---|----|---|----|
| 4 | × | 1  | = | 4  |
| 4 | × | 2  | = | 8  |
| 4 | × | 3  | = | 12 |
| 4 | × | 4  | = | 16 |
| 4 | × | 5  | = | 20 |
| 4 | × | 6  | = | 24 |
| 4 | × | 7  | = | 28 |
| 4 | × | 8  | = | 32 |
| 4 | × | 9  | = | 36 |
| 4 | × | 10 | = | 40 |

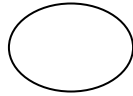
|   |   |    |   |    |
|---|---|----|---|----|
| 5 | × | 1  | = | 5  |
| 5 | × | 2  | = | 10 |
| 5 | × | 3  | = | 15 |
| 5 | × | 4  | = | 20 |
| 5 | × | 5  | = | 25 |
| 5 | × | 6  | = | 30 |
| 5 | × | 7  | = | 35 |
| 5 | × | 8  | = | 40 |
| 5 | × | 9  | = | 45 |
| 5 | × | 10 | = | 50 |

|    |   |    |   |     |
|----|---|----|---|-----|
| 10 | × | 1  | = | 10  |
| 10 | × | 2  | = | 20  |
| 10 | × | 3  | = | 30  |
| 10 | × | 4  | = | 40  |
| 10 | × | 5  | = | 50  |
| 10 | × | 6  | = | 60  |
| 0  | × | 7  | = | 70  |
| 10 | × | 8  | = | 80  |
| 10 | × | 9  | = | 90  |
| 10 | × | 10 | = | 100 |

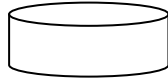
## Unit no 1 Getting ready

**Q. 1 Name the following Solid Shapes.**

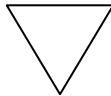
1. Sphere



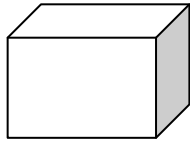
2. Cylinder




3. Cone



4. Cube



5. Cuboid



## Q.2 Addition (Page # 5)

☆ Count and add.

a.  $1 + 7 = \underline{8}$

f.  $6 + 4 = \underline{10}$

b.  $5 + 4 = \underline{9}$

g.  $7 + 3 = \underline{10}$

c.  $2 + 5 = \underline{7}$

h.  $3 + 4 = \underline{7}$

d.  $5 + 5 = \underline{10}$

i.  $1 + 6 = \underline{7}$

e.  $3 + 1 = \underline{4}$

y.  $8 + 2 = \underline{10}$

## Page # 6

a. 
$$\begin{array}{r} 3 \quad /// \\ + 4 \quad /// \\ \hline 7 \end{array}$$

b. 
$$\begin{array}{r} 3 \quad /// \\ + 6 \quad /// \\ \hline 9 \end{array}$$

c. 
$$\begin{array}{r} 3 \\ + 2 \\ \hline 5 \end{array}$$

d. 
$$\begin{array}{r} 7 \\ + 3 \\ \hline 10 \end{array}$$

e. 
$$\begin{array}{r} 7 \\ + 1 \\ \hline 8 \end{array}$$

f. 
$$\begin{array}{r} 1 \\ + 4 \\ \hline 5 \end{array}$$

g. 
$$\begin{array}{r} 5 \\ + 4 \\ \hline 9 \end{array}$$

h. 
$$\begin{array}{r} 5 \\ + 5 \\ \hline 10 \end{array}$$

## Q.3 Subtraction.

a.  $7 - 5 = \underline{2}$

b.  $8 - 1 = \underline{7}$

c.  $9 - 6 = \underline{3}$

d.  $8 - 5 = \underline{2}$

e.  $10 - 7 = \underline{3}$

a. 
$$\begin{array}{r} 4 \\ - 2 \\ \hline 2 \end{array}$$

b. 
$$\begin{array}{r} 9 \\ - 4 \\ \hline 5 \end{array}$$

c. 
$$\begin{array}{r} 6 \\ - 3 \\ \hline 3 \end{array}$$

d. 
$$\begin{array}{r} 10 \\ - 2 \\ \hline 8 \end{array}$$

$$\begin{array}{r} \text{e.} \quad 7 \\ - 6 \\ \hline 1 \\ \hline \end{array}$$

$$\begin{array}{r} \text{f.} \quad 10 \\ - 5 \\ \hline 5 \\ \hline \end{array}$$

$$\begin{array}{r} \text{g.} \quad 3 \\ - 2 \\ \hline 1 \\ \hline \end{array}$$

$$\begin{array}{r} \text{h.} \quad 5 \\ - 3 \\ \hline 2 \\ \hline \end{array}$$

#### Q.4 Making 10

$$\begin{array}{r} \text{a.} \quad 9 \\ + 1 \\ \hline 10 \\ \hline \end{array}$$

$$\begin{array}{r} \text{b.} \quad 6 \\ + 4 \\ \hline 10 \\ \hline \end{array}$$

$$\begin{array}{r} \text{c.} \quad 5 \\ + 5 \\ \hline 10 \\ \hline \end{array}$$

$$\begin{array}{r} \text{d.} \quad 3 \\ + 7 \\ \hline 10 \\ \hline \end{array}$$

$$\begin{array}{r} \text{e.} \quad 8 \\ + 2 \\ \hline 10 \\ \hline \end{array}$$

### Unit no 2 Numbers

#### Q.1 Write these numbers in tens and ones.

- a.            11 = 1 ten and 1 one
- b.            13 = 1 ten and 3 ones
- c.            17 = 1 ten and 7 ones
- d.            10 = 1 ten and 0 ones
- e.            24 = 2 tens and 4 ones

#### Q.2 Counting in tens.

- |    |        |     |         |
|----|--------|-----|---------|
| 10 | ten    | 60  | sixty   |
| 20 | twenty | 70  | seventy |
| 30 | thirty | 80  | eighty  |
| 40 | forty  | 90  | ninety  |
| 50 | fifty  | 100 | hundred |

### Q. 3 Write down Counting from 1 to 100.

|    |    |    |    |    |    |    |    |    |     |
|----|----|----|----|----|----|----|----|----|-----|
| 1  | 11 | 21 | 31 | 41 | 51 | 61 | 71 | 81 | 91  |
| 2  | 12 | 22 | 32 | 42 | 52 | 62 | 72 | 82 | 92  |
| 3  | 13 | 23 | 33 | 43 | 53 | 63 | 73 | 83 | 93  |
| 4  | 14 | 24 | 34 | 44 | 54 | 64 | 74 | 84 | 94  |
| 5  | 15 | 25 | 35 | 45 | 55 | 65 | 75 | 85 | 95  |
| 6  | 16 | 26 | 36 | 46 | 56 | 66 | 76 | 86 | 96  |
| 7  | 17 | 27 | 37 | 47 | 57 | 67 | 77 | 87 | 97  |
| 8  | 18 | 28 | 38 | 48 | 58 | 68 | 78 | 88 | 98  |
| 9  | 19 | 29 | 39 | 49 | 59 | 69 | 79 | 89 | 99  |
| 10 | 20 | 30 | 40 | 50 | 60 | 70 | 80 | 90 | 100 |

### Q. 4 Write down the Counting in Words from One to 100.

#### Counting Chart: Numbers 1 to 100

|                   |                   |                     |                    |                    |                   |                     |                     |                    |                    |
|-------------------|-------------------|---------------------|--------------------|--------------------|-------------------|---------------------|---------------------|--------------------|--------------------|
| 1<br>one          | 2<br>two          | 3<br>three          | 4<br>four          | 5<br>five          | 6<br>six          | 7<br>seven          | 8<br>eight          | 9<br>nine          | 10<br>ten          |
| 11<br>eleven      | 12<br>twelve      | 13<br>thirteen      | 14<br>fourteen     | 15<br>fifteen      | 16<br>sixteen     | 17<br>seventeen     | 18<br>eighteen      | 19<br>nineteen     | 20<br>twenty       |
| 21<br>twenty-one  | 22<br>twenty-two  | 23<br>twenty-three  | 24<br>twenty-four  | 25<br>twenty-five  | 26<br>twenty-six  | 27<br>twenty-seven  | 28<br>twenty-eight  | 29<br>twenty-nine  | 30<br>thirty       |
| 31<br>thirty-one  | 32<br>thirty-two  | 33<br>thirty-three  | 34<br>thirty-four  | 35<br>thirty-five  | 36<br>thirty-six  | 37<br>thirty-seven  | 38<br>thirty-eight  | 39<br>thirty-nine  | 40<br>forty        |
| 41<br>forty-one   | 42<br>forty-two   | 43<br>forty-three   | 44<br>forty-four   | 45<br>forty-five   | 46<br>forty-six   | 47<br>forty-seven   | 48<br>forty-eight   | 49<br>forty-nine   | 50<br>fifty        |
| 51<br>fifty-one   | 52<br>fifty-two   | 53<br>fifty-three   | 54<br>fifty-four   | 55<br>fifty-five   | 56<br>fifty-six   | 57<br>fifty-seven   | 58<br>fifty-eight   | 59<br>fifty-nine   | 60<br>sixty        |
| 61<br>sixty-one   | 62<br>sixty-two   | 63<br>sixty-three   | 64<br>sixty-four   | 65<br>sixty-five   | 66<br>sixty-six   | 67<br>sixty-seven   | 68<br>sixty-eight   | 69<br>sixty-nine   | 70<br>seventy      |
| 71<br>seventy-one | 72<br>seventy-two | 73<br>seventy-three | 74<br>seventy-four | 75<br>seventy-five | 76<br>seventy-six | 77<br>seventy-seven | 78<br>seventy-eight | 79<br>seventy-nine | 80<br>eighty       |
| 81<br>eighty-one  | 82<br>eighty-two  | 83<br>eighty-three  | 84<br>eighty-four  | 85<br>eighty-five  | 86<br>eighty-six  | 87<br>eighty-seven  | 88<br>eighty-eight  | 89<br>eighty-nine  | 90<br>ninety       |
| 91<br>ninety-one  | 92<br>ninety-two  | 93<br>ninety-three  | 94<br>ninety-four  | 95<br>ninety-five  | 96<br>ninety-six  | 97<br>ninety-seven  | 98<br>ninety-eight  | 99<br>ninety-nine  | 100<br>one hundred |

### Q. 5 Greater than, less than, equal to.

Reads 'is greater than'

Reads 'is less than'

Reads 'is equal to'

Write  $<$ ,  $>$  or  $=$  in the boxes below.

a.  $2 < 12$

b.  $15 > 11$

c.  $10 = 10$

d.  $19 > 13$

e.  $14 > 12$

f.  $9 < 18$

g.  $13 < 16$

h.  $13 > 10$

i.  $15 > 14$

j.  $11 = 11$

k.  $10 < 11$

l.  $18 > 16$

m.  $11 > 9$

n.  $17 < 19$

o.  $20 > 18$

### Q. 6 Write down the backward counting from 100 to 1.

|     |    |    |    |    |    |    |    |    |    |
|-----|----|----|----|----|----|----|----|----|----|
| 100 | 90 | 80 | 70 | 60 | 50 | 40 | 30 | 20 | 10 |
| 99  | 89 | 79 | 69 | 59 | 49 | 39 | 29 | 19 | 9  |
| 98  | 88 | 78 | 68 | 58 | 48 | 38 | 28 | 18 | 8  |
| 97  | 87 | 77 | 67 | 57 | 47 | 37 | 27 | 17 | 7  |
| 96  | 86 | 76 | 66 | 56 | 46 | 36 | 26 | 16 | 6  |
| 95  | 85 | 75 | 65 | 55 | 45 | 35 | 25 | 15 | 5  |
| 94  | 84 | 74 | 64 | 54 | 44 | 34 | 24 | 14 | 4  |
| 93  | 83 | 73 | 63 | 53 | 43 | 33 | 23 | 13 | 3  |
| 92  | 82 | 72 | 62 | 52 | 42 | 32 | 22 | 12 | 2  |
| 91  | 81 | 71 | 61 | 51 | 41 | 31 | 21 | 11 | 1  |

**Q. 7 Count in tens and write in ascending order.**

|    |    |    |    |    |    |    |    |    |     |
|----|----|----|----|----|----|----|----|----|-----|
| 10 | 20 | 30 | 40 | 50 | 60 | 70 | 80 | 90 | 100 |
|----|----|----|----|----|----|----|----|----|-----|

**Q. 8 Count in tens and write in descending order.**

|     |    |    |    |    |    |    |    |    |    |
|-----|----|----|----|----|----|----|----|----|----|
| 100 | 90 | 80 | 70 | 60 | 50 | 40 | 30 | 20 | 10 |
|-----|----|----|----|----|----|----|----|----|----|

**Definition of Ascending Order**  
Ascending Order means smallest to largest, 0 to 9

**a.**

|    |    |    |
|----|----|----|
|    | 41 |    |
| 33 |    | 37 |
| 50 |    | 40 |

33, 37, 40, 41, 50

**b.**

|    |    |    |
|----|----|----|
|    | 62 |    |
| 54 |    | 28 |
|    | 41 | 30 |

28, 30, 41, 54, 62

**c.**

|    |     |    |
|----|-----|----|
|    | 100 |    |
| 89 |     | 37 |
| 95 |     | 40 |

37, 40, 89, 95, 100

**Definition of Descending Order**  
Descending Order means largest to smallest, 9 to 0.

**a.**

|    |     |    |
|----|-----|----|
|    | 100 |    |
| 69 |     | 63 |
| 70 |     | 99 |

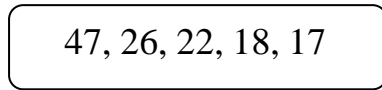
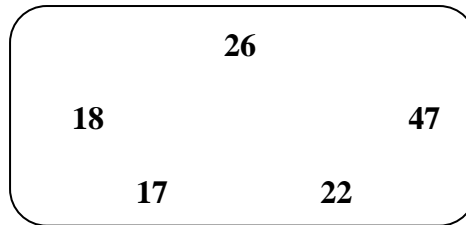
100, 99, 70, 69, 63,

**b.**

|    |    |    |
|----|----|----|
|    | 58 |    |
| 54 |    | 47 |
| 69 |    | 43 |

69, 58, 54, 47, 43

c.



**Q. 9 Write down the Ordinal Numbers from First to Tenth.**

|       |         |        |        |       |
|-------|---------|--------|--------|-------|
| First | Second  | Third  | Fourth | Fifth |
| Sixth | Seventh | Eighth | Ninth  | Tenth |

### Unit no 3 Addition



#### Addition of Two 2- Digit Numbers

**Q.1 Adding 3 three numbers**

a.

$$\begin{array}{r} 5 \\ 9 \\ + 1 \\ \hline 15 \\ \hline \end{array}$$

b.

$$\begin{array}{r} 5 \\ 5 \\ + 8 \\ \hline 18 \\ \hline \end{array}$$

c.

$$\begin{array}{r} 2 \\ 4 \\ + 8 \\ \hline 14 \\ \hline \end{array}$$

d.

$$\begin{array}{r} 1 \\ 2 \\ + 9 \\ \hline 12 \\ \hline \end{array}$$

e.

$$\begin{array}{r} 3 \\ 2 \\ + 7 \\ \hline 12 \\ \hline \end{array}$$



## Additional: 2 – Digit numbers.

$$\begin{array}{r} \text{a.} \quad \text{T 0} \\ 36 \\ + 21 \\ \hline 57 \\ \hline \end{array}$$

$$\begin{array}{r} \text{b.} \quad \text{T 0} \\ 53 \\ + 14 \\ \hline 67 \\ \hline \end{array}$$

$$\begin{array}{r} \text{c.} \quad \text{T 0} \\ 41 \\ + 37 \\ \hline 78 \\ \hline \end{array}$$

$$\begin{array}{r} \text{d.} \quad \text{T 0} \\ 82 \\ + 14 \\ \hline 96 \\ \hline \end{array}$$

$$\begin{array}{r} \text{e.} \quad \text{T 0} \\ 44 \\ + 33 \\ \hline 77 \\ \hline \end{array}$$

## Unit no 4 Subtraction

### ☆ Subtraction 2 – Digit numbers.

$$\begin{array}{r} \text{a.} \quad \text{T 0} \\ 79 \\ - 51 \\ \hline 28 \\ \hline \end{array}$$

$$\begin{array}{r} \text{b.} \quad \text{T 0} \\ 66 \\ - 42 \\ \hline 24 \\ \hline \end{array}$$


$$\begin{array}{r} \text{c.} \quad \text{T 0} \\ 54 \\ - 34 \\ \hline 20 \\ \hline \end{array}$$

$$\begin{array}{r} \text{d.} \quad \text{T 0} \\ 84 \\ - 70 \\ \hline 14 \\ \hline \end{array}$$

$$\begin{array}{r} \text{e.} \quad \text{T 0} \\ 45 \\ + 20 \\ \hline 25 \\ \hline \end{array}$$

## Unit no 11 Comparison

### Q.1 Putting things in order.



## Unit no 12 Position

### Q.1 Fill in the blanks with the correct position

- The rabbit is jumping over the ball.
- The dog is under the tree.
- The girl is standing near the ball.
- The clouds are far from the tree.
- The cat is on the left of the dog.
- The ball is on the right of the tree.

Note. Solve these pages on book.(2, 3, 4, 5, 11, 12, 13, 14, 15,41, 43, 44, 45, 46,49,

51, 53,147,148,149,150,151,152,)

## Social Studies

### Unit no :1 About Myself

#### Lesson no 1 Me and my Family

Q1. What is your name ?

Ans . My name is Tina .

Q2 . How old are you ?

Ans . I am six years old .

Q3. Are you a girl or boy ?

Ans. I am a girl .

**Q4. How many people are there in Ali's family ?**

Ans. There are six people in Ali's family .

**Q5. Who are grandparents ?**

Ans. The parents of our parents are called grandparents .

**B. Write about your family . Fill in the blanks .**

1. My first name is \_\_\_\_\_.
2. My family name is \_\_\_\_\_.
3. My father's name is \_\_\_\_\_.
4. My mother's name is \_\_\_\_\_.
5. I have brother(s) \_\_\_\_\_ and \_\_\_\_\_ sister(s) .
6. My father's parents and my mother's are my \_\_\_\_\_ .

**Work page :**

**Draw or Paste pictures of your Family**

**MY  
FAMILY  
TREE**



## Lesson no :2

## My body

**Q1. What of your body do you use for running ?**

Ans. We use legs and feet for running .

**Q2. What part of your body do you use for eating ?**

Ans. We use mouth and teeth for eating .

**Q3. What part of your body do you use for writing ?**

Ans. We use hand and fingers for writing .

## Work Page

A . Fill in the blanks .

1. This is my foot \_\_\_\_\_



2. This is my hand \_\_\_\_\_



3. This is my ear \_\_\_\_\_



4. This is my nose \_\_\_\_\_



**B. True or false ?**

**1. Najeeb has three arms.**

True

False ✓

**2. He has two ears .**

True ✓

False

**3. His hair is grey .**

True

False ✓



#### 4. Najeeb's eyes are green .

True

False ✓

### Unit no : 2      Clean and Healthy

#### Lesson 3 Keeping clean

**Q1. What three things do you do to keep yourself clean ?**

Ans. Wash our hands .

Brush our teeth

Comb our hair .

**Q2 . What clothes do you wear in winter ?**

Ans. We wear warm clothes in winter .

**Q3 . What clothes do you wear in summer ?**

Ans We wear light clothes in summer .

#### Work Page

##### **A. Fill in the blanks.**

1. I use towel and soap to wash my hands .
2. I use nail clipper to cut my nails .
3. I use a handkerchief to keep my nose clean .
4. I brush my teeth in the morning and at night .
5. I comb my hair to look neat .

##### **B. Pick the correct answer .**

1. We wear warm clothes when it is : cold ( hot /sunny/cold )
2. We wash our clothes to make them clean . (wash/brush/dry)
3. When our clothes have been washed and dried,we should fold them neatly .
  - a. fold them neatly
  - b. put them on the floor .

**C. Make the correct name to each picture.**

1. towel

2



2. comb

3



3. soap

4



4. toothpaste

1



5. nail clippers

6



6. handkerchief

5



**Lesson no : 4**

**Food**

**Q1. Which vegetables do you like the best ?**

Ans. I like potatoes , carrots and peas .

**Q2. Where are fruits and vegetables grow ?**

Ans. Fruits and vegetables grow on plants .

**Q3. Why we eat food ?**

Ans We eat food to make us strong and healthy .

**Q4. Which food do we get from milk ?**

Ans We get food from milk and butter , cream and cheese .

**Q5. Which animals give us milk ?**

Ans. Buffalo , cow , goat and camel give us milk .

## Work page

### A. Complete these sentences .

1. For breakfast I like to eat : bread , butter , egg , milk .
2. For dinner I like to eat : rice , chicken and juice .
3. For lunch I like to eat : chapatti ,vegetables and salad .

**Creative work** : Paste or draw five fruits and five Vegetables on notebook.

**Unit no : 3**

**Where We Live**

**Lesson no : 5**

**Houses**

**Q1. Which materials are used to make home ?**

Ans Mud , bricks , sand , cement , wood , straw , glass and metal are used to make home

**Q2. What is a home ?**

Ans The place where we live is called home .

**Q3 . What material is the walls of your classroom made of ?**

Ans The walls of my classroom are made of bricks ,sand and cement .

## Work Page

### A. Complete the sentences .

1. The floor has tiles on it .
2. The walls are made of bricks , cement .
3. The door is made of wood .
4. The window is made of glass .
5. The door handles are made of metal .

**Lesson no : 6**

**Things**

**Q1. Where do you keep your toys ?**

Ans I keep my toys in the cupboard .

**Q2 . Where do you keep your books ?**

Ans I keep my books in bag .

## **Unit no : 4**

## **Lesson and Games**

### **Lesson no :7**

### **School**

**Q1 . Why do we come to school ?**

Ans. We come to school to get knowledge and learn many good things .

**Q2 . Which is your favourite activity in school ?**

Ans. My favourite activity is playing in ground at school .

### **Work page**

A. Name four things that you enjoy doing in school .

- |                    |                         |
|--------------------|-------------------------|
| 1. <u>studying</u> | 2. <u>games</u>         |
| 3. <u>drawing</u>  | 4. <u>singing poems</u> |

### **Lesson no : 8**

### **Fun and Games**

**Q1 . What do you like to play at home ?**

Ans I like to play hide and seek at home

**Q2 . Have you visited a zoo ?**

Ans Yes , I have .

**NOTE** : Read ,learn and write all these notes in your note book.

## **St. Mary's Convent Girls High School** **Holiday's homework of Class One ( Pink ,Blue ,Green)**

### **English A:**

### **Unit no 1 Anwar's Dream**

#### **1. Words**

1. Biting
2. Garden
3. Dream
4. Tree
5. Branch

#### **Meanings**

- كائنا  
باغ  
خواب  
درخت  
شاخ

#### **2. Answer these questions.**

Q 1. Where is Anwar?

Ans. Anwar is in his garden.

Q 2. What is Anwar counting?

Ans. Anwar is counting ants.



Q 3. Where are the ants?

Ans. The ants are climbing that tree

## My Cat

### 1. These letters are jumbled. Put the words in order.

- a. Tac \_\_\_\_ Cat      b. Ruf \_\_\_\_ fur      c. Shif \_\_\_\_ fish      d. Ushoe \_\_\_\_ house  
e. Usome \_\_\_\_ mouse      f. Yalp \_\_\_\_ play      g. Shunt \_\_\_\_ Hunts      h. Mane \_\_\_\_ name .

a. on  
c. down

b. up  
e. under

## Unit no 2. The Lucky Leaf

### 1. Words

- Air
- Hole
- Front
- Outside
- Bangle

### Meanings

- ہوا  
سوراخ  
سامنے  
باہر  
چوڑی

### 2. Answer the following questions.

- Q 1. What does Rahila lose?  
Q 2. Where does Rahila sit ?

Ans. She loses her golden bangle.  
Ans. She sits under the wood-apple tree.

- Q 3. What does Rahila do ?  
Q 4. Where does the leaf fly?  
Q 5. Where does the leaf fall?  
Q 6. Why does Rahila laugh?

Ans. She counts the falling leaves.  
Ans. The leaf dances up and down, left and right.  
Ans. The leaf falls into a hole.  
Ans. Rahila laughs because she finds her bangle.

### 2. Fill in blanks.

- a. Rahila is crying.      b. Leaf is falling from the tree.  
c. Rahila picks up the leaf.      d. The winds blows.  
e. The leaves dances up and down left and right.

### 3. Learn the rhyme. Copy it in your notebook. Draw some pictures.

## The Mulberry Bush (Poem)

### 1. Learn this rhyme.

Wednesday: clean the floor

Look at the pictures and complete the sentences using the correct preposition given in the box on page 10.



a. Anwar is \_\_\_\_\_ the log.



b. Anwar is climbing \_\_\_\_\_ the tree.



c. The leaf is falling \_\_\_\_\_.



d. The ant is \_\_\_\_\_ the leaf.

Thursday: make our food

- Friday :** mend our clothes  
**Saturday:** bake the bread  
**Sunday :** sing and play

## Unit 3      At the Farm

### 1. Words meanings

| <u>Words</u> | <u>Meanings</u> | <u>Words</u> | <u>Meanings</u> |
|--------------|-----------------|--------------|-----------------|
| Farmer       | کسان            | Field        | کھیت            |
| Grass        | گھاس            | Worms        | کیڑے            |
| Fast         | تیز             |              |                 |

### 2. Answer these questions.

- a. Where are the children?      Ans. They are on the farm.  
b. Who is playing with the kittens?      Ans. Maryam is playing with the kittens.  
c. What is the dog doing?      Ans. The dog is barking at the cat.  
d. where are the lambs?      Ans. They lambs are playing in the field.  
e. What are the cows eating?      Ans. The cows are eating grass.

### 2. Fill in blanks.

- a. Sami and Nida are **ridding** the horses.  
b. Maryam is **playing** with the kittens.  
c. The dog is **barking** at the cat.  
d. The tractor is **going** fast.  
e. The farmer is **driving** the tractor.

### 3. Make Sentences.

| <u>Words</u> | <u>Sentences</u>             |
|--------------|------------------------------|
| Driving      | He is driving a car.         |
| Stopping     | The boy is stopping the bus. |
| Walking      | She is walking slowly.       |
| Flying       | The bird is flying.          |

### 4. Add-ing to the following action words.


- a. hit **hitting**    b. dip **dipping**    c. put **putting**    d. cut **cutting**    e. fit **fitting**  
f. hop **hopping**    g. pat **patting**    h. sip **sipping**    i. rub **rubbing**    j. tap **tapping**

### 5. Put these words into the correct boxes.

Shoes    playing    tomato    tooth    rubbing    desk    buy    take    boy    sing    see    pencil

| <u>Things</u> |        |       |      | <u>Actions</u> |         |     |      |      |
|---------------|--------|-------|------|----------------|---------|-----|------|------|
| Shoe          | tomato | Tooth | desk | Playing        | rubbing | buy | Take | sing |
| Pencil        |        |       |      | see            |         |     |      |      |

## Up and Down (Poem)



- a. The boy and girl are **hoppity** .
- b. The horse is **jump** over the gate.
- c. The cat is climbing **up** the stairs.
- d. The mouse is running **down** the stairs.
- e. The girl on the right is **skipping**.

## Unit 4

## Grand Ma

### 1. Words

Chair

Shut

Bone

### Meanings

كرسى

بندكرنا

بڈى

### Words

Noise

Old

### Meanings

شور

بوڑھى

### 2. Answer these questions.

a. Where is Grandma sitting? Ans. She is sitting in her rocking chair.

b. What noise is the rocking chair making?

Ans. The rocking chair is making a noise Creak, squeak.

c. What noises do other things make? Ans. The other things do not make any noise.

### 3. Find the naming words for people in the following .

a. **Ahmad** and **Majid** climb a hill.

b. They go to the house of their friend, **Sam** .

c. In the afternoon , **Sam** takes **Ahmed** and **Majid** fishing.

d. **Sam's** teacher, **Mr Khalid** , is there too.

e. **Mr Khalid** shows **Ahmed** and **Majid** how to catch fish.

## Cat in hat (Poem)

**1. Find the correct words. The letters are jumbled.**

|      |      |      |      |          |          |
|------|------|------|------|----------|----------|
| Sten | nest | nep  | pen  | keans    | Snakes   |
| Kay  | yak  | stev | vest | wonwind  | window   |
| kile | like | tma  | mat  | arumbell | umbrella |
| koob | book | tra  | rat  | ozo      | zoo      |
| nam  | man  | nit  | tin  | keje     | jeep     |

**Unit 5      On the Bus**

| <u>Words</u> | <u>Meanings</u> | <u>Words</u> | <u>Meanings</u> |
|--------------|-----------------|--------------|-----------------|
| Road         | سڑک             | Bridge       | پُل             |
| Clap         | تالی            | Near         | نزدیک           |
| Umbrella     | چھتری           |              |                 |

**2. Answer these questions-**

a. Where are the people on the bus going?

Ans. The people on the bus are going to Lahore.

b. What is Mrs. Ali dreaming about?

Ans. Mrs. Ali is dreaming about the Shalimar Gardens.

c. Why does the bus stop?

Ans. The bus stops because the cow is blocking the road.

d. Who make the cow move ? How ?

Ans. Sahir makes the cow move by the offering it some grass.

**3. Find naming words in the following sentences.**

- a. The tree is near the house.      b. The dog is near the tree.  
c. The cat is on the branch.      d. Where is the bird?

**The Earth is Round (Poem)**

**1. Find the Opposite Meanings.**

- a. come      go      b. Sad      Happy      c. always      never  
d. near      far      e. night      day

**2. Make Sentences.**

## Words

Come  
Sad  
Always  
Near  
Night

## Sentences

Come with me.  
He is very sad today.  
I always go to school.  
The cat is near the tree.  
It is a dark night.

## Unit 6

## The Drone

### 1.

#### Words

Work  
Piece  
Clever  
Tiny  
Ladder

#### Meanings

ڪام  
ٽڪڙا  
چالاڪ  
چھوٽا  
سيٽرهي

### 2. Answer these questions.

a. How is Wasif's Dad clever? Ans. Wasif's Dad is clever because he makes lots of

useful things in his workshop.

a. What did Dad make?

Ans. Dad made a drone.

b. Where was Sheba.

Ans. Sheba was stuck in a tree.

### 3. Put these words in correct order.

- a. Clever / Very / dad / Wasif's / is . Wasif's dad is very clever.  
b. will / my / phone / cell / bring. I will bring my cell phone.  
c. pressed / dad / numbers / Some Dad pressed some numbers.  
d. a / Sheba / Can / Branch / See / On / I I can see Sheba on a branch.

### 4. Use these words in sentences.

#### Words

Drone  
Ladder  
Landed  
Joined

#### Sentences

I have drone.  
We have a large ladder.  
The plane landed at 6:30.  
I have joined the football team.

**5. Write correct sentences in your notebook. Using capital letters and full stops.**

Mr Ali goes to the bank. Mrs Ali works in Lahore. Salman likes playing Football.

Sana writes long stories. Tariq lives in New York.

**Sun and Moon (Poem)**

**1. Match the Column.**

| <u>A</u> | <u>B</u> |
|----------|----------|
| high     | big 4    |
| up       | far 5    |
| dull     | lead 6   |
| good     | bright 1 |
| small    | low 2    |
| near     | down 3   |

**Unit 7      Clever Fox and Greedy Wolf**

| <u>1.</u> | <u>Words</u> | <u>Meanings</u> | <u>Words</u> | <u>Meanings</u> |
|-----------|--------------|-----------------|--------------|-----------------|
|           | Clever       | چالاک           | Greedy       | لالچی           |
|           | House        |                 | گھر          | Forest          |
|           |              |                 |              | جنگل            |
|           | Hungry       | بھوکی           |              |                 |

**2. Answer these questions.**

a. Who was clever?

Ans. The fox was clever.

b. Who was greedy?

Ans. The wolf was greedy.

c. Why did the wolf want to eat the fox? Ans. The wolf wanted to eat the Fox because

he was hungry.

**3. Complete the sentences.**

- The fox was **frightened** of the wolf
- The fox **took** the wolf to an old house.
- The woman was **putting** cakes on a shelf.
- The woman went out **of the kitchen**.
- The fox jumped **through the small window**.

**4. Match the words in Column A with opposite meaning in Column B.**

| A       | B        |   |
|---------|----------|---|
| Sitting | Awake    | 3 |
| Inside  | Less     | 4 |
| Asleep  | Standing | 1 |
| More    | Clean    | 5 |
| Dirty   | Outside  | 2 |

### Glow a worms (Poem)

**2. Fill in the blanks. Use the word in the box below.**

**(children, animal, Kangaroo, the side of , between)**

1. The camel is an animal.
2. The Kangaroo is behind the camel.
3. The children are at the side of the road.
4. The children are watching the animals.
5. The bear is between the deer and the horse.

### English B

**1. Use of a and an**

1. An egg
2. An apple
3. An Igloo
4. An umbrella
5. An eagle
6. An orange
7. A car
8. A jeep
9. A mango
10. A jar

**2. Fill in the blanks.**

1. There are 26 alphabets.
2. There are 5 vowels.
3. There are 21 consonants.
4. We use an with vowels.
5. We use a with consonants.

**3. Use of ( is , am, are)**

- a. I am    b. He is    c. She is    d. You are    e. We are    f. It is    g. They are

**4.**

#### Essay "My Cat"

1. I have a cat.
2. His name is Rish.
3. He likes to eat fish and drinks milk.
4. He catches a mouse.
5. His fur is white.
6. I play with him.

**5.**

#### Essay "My Self"

1. My name is \_\_\_\_\_.
2. I am 6 years old.
3. I read in Class One.

4. My School name in St. Marys Convent Girls High School.
5. I live in Gujranwala.
6. I am Pakistani.

### 3. Singular Plurals.

| <u>Singular</u> | <u>Plural</u> | <u>Singular</u> | <u>Plural</u> | <u>Singular</u> | <u>Plural</u> |
|-----------------|---------------|-----------------|---------------|-----------------|---------------|
| Hen             | Hens          | horse           | horses        | Boat            | Boats         |
| Sock            | Socks         | Sweet           | Sweets        | Cow             | Cows          |
| Pen             | Pens          | Nut             | Nuts          | Ship            | Ships         |
| Duck            | Ducks         | foot            | feet          | tooth           | Teeth         |
| Man             | Men           | woman           | women         | child           | Children      |

### 4. Masculine Feminine.

| <u>Masculine</u> | <u>feminine</u> | <u>Masculine</u> | <u>feminine</u> | <u>Masculine</u> | <u>Feminine</u> |
|------------------|-----------------|------------------|-----------------|------------------|-----------------|
| He               | She             | Boy              | girl            | Sir              | Madam           |
| Man              | woman           | Father           | Mother          | Mr               | Mrs             |
| King             | Queen           | Lord             | Lady            | Male             | Female          |
| Husband          | wife            | Uncle            | Aunty           | Son              | Daughter        |
| Brother          | Sister          | Prince           | Princess        | Dog              | Bitch           |

### 3. Words opposites.

| <u>Words</u> | <u>Opposite</u> | <u>Words</u> | <u>Opposite</u> | <u>Words</u> | <u>Opposite</u> |
|--------------|-----------------|--------------|-----------------|--------------|-----------------|
| small        | big             | happy        | sad             | cold         | hot             |
| good         | bad             | thin         | fat             | young        | old             |
| black        | white           | short        | long            | dirty        | clean           |
| sit          | stand           | up           | down            | day          | night           |
| near         | far             | soft         | hard            | in           | out             |

### 4. Translate into English.

|                                |                                 |
|--------------------------------|---------------------------------|
| 1. This is a book. یہ کتاب ہے  | 2. This is a cup. یہ پیالہ ہے   |
| 3. This is a box. یہ صندوق ہے  | 4. This is a mango . یہ آم ہے   |
| 5. This is a knife. یہ چاقو ہے | 6. That is a doll. وہ گڑیا ہے   |
| 7. That is a tree. وہ درخت ہے  | 8. That is a hen. وہ مرغی ہے    |
| 9. That is a pot. وہ برتن ہے   | 10. That is a bird. وہ پرندہ ہے |



## Reading Circle

### Unit no 1 The hungry Mouse

#### Words for Dictation

1. Mouse
2. Hungry
3. Some
4. Wants
5. Find
6. Pass
7. Week
8. Month
9. Still
10. Think

### Unit no 2 Two little dicky birds

#### Words for Dictation

1. Little
2. Dicky
3. Bird
4. Named
5. Other
6. Back
7. Upon

### Unit no 3 Tom,s Parrot

#### Words for Dictation

1. Parrot
2. Find
3. again
4. call
5. take
6. goes
7. Does
8. Mango

### Unit no 4 The Balloon Man

#### Words for Dictation

1. balloon
2. huge
3. work
4. clever
5. laugh
6. children
7. count
8. animal
9. turn
10. Some

### Unit no 5 Toot the Engine

#### Words for Dictation

1. Listen
2. engine
3. train
4. carry
5. whistle
6. steam
7. ticket
8. wheel
9. track
10. Ride

**Learn and write all these words in your notebook and reading unit 1 to 5.**

## Science

### Unit no 1 The Human Body

**Q1. Name the parts of body ?**

Ans: 1. Chin

2. Shoulder

3. Leg
4. Hand
5. Neck

**Q2. How we are different from each other ?**

Ans: We are different from each other in many ways e.g hair , colour , height .

**Q3. Why do living things need food ?**

Ans : All living things need food to grow and keep alive .

**Exercise**

**1 Choose the correct answer .**

(i) Which part of the body do you use to hold a pencil ?

- |                     |           |
|---------------------|-----------|
| a. <b>fingers</b> ✓ | b. toes   |
| c. nails            | d. elbows |

(ii) What does a kitten grow into ?

- |        |                 |
|--------|-----------------|
| a. boy | b. girl         |
| c. dog | d. <b>cat</b> ✓ |

(iii) Hows many thumbs do humans have ?

- |      |               |
|------|---------------|
| a. 1 | b. <b>2</b> ✓ |
| c. 3 | d. 4          |

(iv) Which of these is a living thing ?

- |                  |           |
|------------------|-----------|
| a. bicycle       | b. hat    |
| c. <b>crow</b> ✓ | d. pencil |

(v) Which of the following is not part of the human body ?

- |                  |         |
|------------------|---------|
| a. head          | b. neck |
| c. <b>tail</b> ✓ | d. back |

**2 . Mark these sentences with ✓ or × .**

(i) All human beings begin life as babies .

(ii) All living things need air .

(iii) All children look the same

(iv) Plants do not need food to grow .

(v) Human beings, plants, and animal grow.

### 3. Label the parts of the body.



## Unit No 2

## The Senses

### Q1 . How many sense do you have ?

Ans : We have five senses .

1. Sight
2. Hearing
3. Smell
4. Taste
5. Touch

### Q2 . How do we use the senses ?

Ans : 1. Sight : We see with our eyes .

2. Smell: We smell with our nose .

3. Hearing : We hear sounds with our ears .

4. Taste : We taste things with our tongue .

5. Touch : We can touch and feel with the skin on our body .

## **Exercise**

### **1. Choose the correct answer .**

#### **i. Which of these is not a way of moving ?**

- a. sleeping
- b. hopping
- c. skipping
- d. running

#### **ii . Which of these is not one of the five senses ?**

- a. sight
- b. breathing
- c. taste
- d. hearing

#### **iii. Which of the senses do you use while eating ?**

- a. hearing, smell, taste
- b. smell, sight, taste
- c. smell, touch, hearing
- d. touch, hearing, taste

#### **iv. If you ate a lemon, what would you taste it with ?**

- a. eyes
- b. lips
- c. tongue
- d. teeth

#### **v. Which of the following you might do if your body was tired ?**

- a. sneeze
- b. cough
- c. jump
- d. yawn

### **2. Do all people have all the senses ?**

Find out what these people are called :

- i. a person who cannot see blind .
- ii. a person who cannot speak dumb .

iii. a person who cannot hear deaf .

### 3. Complete the sentences using the words in the boxes .

|  |
|--|
| <b>H</b> <b>hear</b> <b>taste</b> <b>smell</b> <b>see</b><br><b>feel</b> |
|--|

- i. I can see the stars .
- ii. I can hear the teacher speaking .
- iii. I can taste ice cream.
- iv. I feel hot in sunlight .
- v. I can smell the flowers .

## Unit No 3

## HEALTHY HABITS

### Q1 . What does food give us?

Ans: Food gives us energy and keeps us healthy.

### Q2. What do we get from animals?

Ans: We get milk , meat and eggs from animals .

## Exercise

### 1 . Choose the correct answer .

#### i. Which of these foods is from an animal ?

- |            |             |
|------------|-------------|
| a. carrot  | b. egg✓     |
| c. lettuce | d. mushroom |

#### ii. Which of these is NOT a way of keeping your body clean ?

- |                        |                      |
|------------------------|----------------------|
| a. brushing your teeth | b. washing your face |
| c. eating your dinner✓ | d. having a bath     |

#### iii. Which of the following can cause illness ?

- |                               |  |
|-------------------------------|--|
| a. eating lots unhealthy food | b. eating without washing your hands . |
| c. drink dirty water          | d. all of the above✓                   |

#### iv. Which of the following is good for your health ?

- |              |             |
|--------------|-------------|
| a. fresh air | b. exercise |
|--------------|-------------|

c. rest

d. all of the above ✓

v. Which of the following protects us from getting a disease ?

a. staying indoors

b. eating healthy food and staying clean ✓

c. avoiding vaccination

d. not taking a bath

2 . Unjumble the letters and use them to fill in the blanks .

i. Food is like fuel Food gives our bodies energy ( eegnry ) .

ii. Fresh food makes us strong and healthy . ( eFhrs ) .

iii we should exercise every day to stay healthy . ( ceeerisx ) .

3. Cross out ✗ or ✓ the things you should not do .

i. Wash your hands before meals . ✗

ii. Spit on the floor . ✓

iii. Go to bed late . ✗

iv. Have a bath every day . ✓

v . Have long nails . ✗

vi. Brush your teeth every day . ✓ .


Unit No : 4

PLANTS

Q1. Where do plants store their food ?


Ans: Plants store their food in leaves , stems and roots .

Make a diagram and colour it





## Q2. Name some shapes of leaves


Ans:1. Oval 

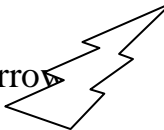
2. long 

3. round 

4. rough 

5. Smooth 

6. like a feather 

7. narrow 

## Q3. Fill in the blank .

1. Plants are living things .
2. Plants are many shapes and sizes .
3. Plants give us food .
4. Plants give us shade and shelter .

## Exercises

### 1. Choose the correct answer .

#### i. Which of these is not a part of a plant ?

- a. flower  
b. leaf  
c. soil ✓  
d. root

#### ii. What is the name for a plant that grows along the ground ?

- a. creeper ✓  
b. peeper  
c. climber  
d . cactus

#### iii. What is the name for a plant that can grow up a wall ?

- a. creeper  
b. peeper  
c. climber ✓  
d. cactus

#### iv. Which of these is not a fruit ?

- a. mango  
b. banana  
c. potato ✓  
d. papaya

#### v. Which of these vegetables is the leaf of a plant ?

- a. spinach ✓  
b. carrot  
c. pepper  
d. potato

## 2. What does a plant need to grow well ?

- i. Water .
- ii. Air .
- iii. Sunlight .
- iv. Soil .

## 3. Mark these sentences with or .

- i. All plants grow to the same size .
- ii. Trees can provide shade .
- iii. Plants are living things .
- iv. Plants only need water to grow .
- v. Only some plants die .

## Unit no : 5

## ANIMALS AND HOW THEY LIVE

### Q1 . Where do animals live ?

Ans Some animals live on land , some in trees and many live in the water .

### Q2 . Why are animals important to us ?

Ans Animals are important to us because they are a source of food for us e.g  
Milk ,meat and eggs .

### Q3. What are the domestic animals ?

Ans. Domestic animals work for us like Cat , dog , horse , Camel and donkey .

### Q4. What are the wild animals ?

Ans. Wild animals that live in jungle or zoo and they can be dangerous like tiger ,  
lion  
elephant .

### Q5. What are insects ?

Ans. Insects are small living things . Most insects have six legs . Some have wings .

### Q6. Describe birds ?

Ans. Birds have feathers and wings .Most birds can fly like parrot , crow , owl and myna .

## Exercise



## 1. Choose the correct answer .

i. What type of animals live in the jungle ?

- a. tame
- b. friendly
- c. wild ✓
- d. cuddly

ii. Which of the following is NOT a part of a fish ?

- a. eyes
- b. tail
- c. scales
- d. legs ✓

iii. Which of the following is NOT a part of a bird ?

- a. feathers
- b. tail
- c. legs
- d. gills

iv. What is a baby frog called ?

- a. a kid
- b. a chick
- c. a pup
- d. a tadpole ✓

v . Which of the following animals eats other animals ?

- a. a lion ✓
- b. a cow
- c. a deer
- d. a giraffe

## 2. Answer these questions with Yes or No .

- i. Do snakes lay eggs ? **yes**
- ii. Is a baby dog called a kitten ? **no**
- iii. Does a kitten hatch from an egg ? **no**
- iv. Do birds have two legs ? **yes**
- v. Do fish breathe through their fins ? **no**
- vi. Are there fish in the sea ? **yes**

## Activity :

1. Draw and Colour the different types of leaves :
2. Paste 5 pictures of domestic Animals and Wild Animals .

## Chapter no 4 Allah

### **Q.1 Who is Allah?**

Ans. Allah is our Creator .He is our Lord and Master.

### **Q.2 Who has made Allah?**

Ans. No one has made Allah.

### **Q.3 Does Allah see us?**

Ans. Yes, Allah sees us all the time.

### **Q.4 Where is Allah?**

Ans. Allah is everywhere. He is with us all the time.

## Chapter no 5 Allah has made everything

### **Q1. Who has made us?**

Ans. Allah has made us.

### **Q2. Who has made our father and mother?**

Ans. Allah has made our father and mother.

### **Q.3 Has Allah made everything?**

Ans. Yes, Allah has made everything like Sun, Birds, Animals, Plants etc.

### **Q.4 Has Allah made the food that we eat?**

Ans. Yes, Allah has made the all the food like Vegetables, Fruits, Water and milk.

## Chapter no 6 Islam

### **Q.1 Who are we?**

Ans. We are Muslim.

### **Q.2 Who is a Muslim?**

Ans . The Muslim is a person who obeys Allah and his Prophet Hazrat Muhamad (PBUH).

### **Q.3 What does Islam teaches us?**

Ans. Islam teaches us how to live as good people in this world.

## Chapter no 7 Kalimah Tayyabah

### **Q.1 What is the name of the first Kalimah?**

Ans. The name of the first Kalimah is Kalimah Tayyabah.

### **Q.2 What does it mean?**

Ans. It means “There is no god but Allah;  
Hazrat Muhammad is the messenger of Allah”.

### **Q. 3 Can you recite Kalimah Tayyabah ?**

Ans. Yes I can recite it.

## Chapter no 8 Our Prophet

### **Q1. What is the name of our Holy Prophet?**

Ans. The name of our Holy Prophet is Hazrat Muhammad(PBUH).

### **Q2. When and where was Hazrat Muhammad born?**

Ans. He was born on the 12<sup>th</sup> of Rabi-ul-Awwal in Makkah.

### **Q3. What was his father,s name?**

Ans. His father name was Abdullah

**Q4. What was his mother name?**

Ans. His mother name was Aminah.

**Q5. Who was bibi Halima?**

Ans. Bibi Halima was his Nurse.

**Q6. How old was Hazrat Muhammad (PBUH) when he died?**

Ans. He was 63 Years Old when he die.

**Q7. Where he buried?**

Ans. He buried in Madinah.

**Note:** Chapter 2 memorisation of Surah Fatihah , Surah Ikhlas , (Pages no 8,9,10).

Chapter 2 memorisation of Durud Pak. (Page 11)

## Urdu A

### اُردو الف

☆ - نظم نعت

☆ - سوالات کے جوابات لکھیں۔

(س ۱)۔ نبی پاک کا نام کیا ہے؟ (ج)۔ نبی پاک کا نام حضرت محمدؐ ہے۔

(س ۲)۔ پیارے نبی اللہ کی جو کتاب لائے اس کا نام کیا ہے؟ (ج)۔ اس کتاب کا نام قرآن پاک ہے۔

پونٹ 1 صفحہ 8

☆ - ہندسوں میں کتنی لکھیے۔

(۱) ایک (۲) دو (۳) تین (۴) چار (۵) پانچ

سبق ایک گھر صفحہ 9

☆ - امل

(۱) امی (۲) ابو (۳) دادا (۴) جان (۵) طوطا (۶) گویا (۷) گیند

صفحہ 11

☆ - حروف ملائیے

(۱) ٹ + ا = ٹا (۲) چ + ا = چا (۳) ر + ا = را (۴) ط + ا = طا (۵) ف + ا = فا

(۶) گ + ا = گا (۷) م + ا = ما

☆ - حروف لگائیے۔

(۱) ن + ا = نا (۲) ب + ا = با (۳) ل + ا = لا (۴) خ + ا = خا (۵) س + ا = سا (۶) ص + ا = صا

(۷) ک + ا = کا

- (۱) دا+دا=دادا (۲) سا+را=سارا (۳) چا+را=چارا (۴) لا+تا=لاتا (۵) ما+تا=ماتا  
(۶) کا+تا=کالا (۷) چا+ہا=چاہا

☆- الگ کیجیے۔

- (۱) نانا=ن+ا+ن+ا (۲) پالا=پ+ا+ل+ا (۳) جاگا=ج+ا+گ+ا (۴) کاتا=ک+ا+ا+ٹ+ا  
(۵) ہارا=ہ+ا+ر+ا (۶) گارا=گ+ا+ر+ا (۷) لالا=ل+ا+ل+ا

ث + و = تو، ح + و = حو، ش + و = شو، ط + و = طو، ع + و = عو، م + و = مو، ہ + و = ہو

☆- الگ کیجیے۔

بو = ب + و، چو = چ + و، شو = ش + و، ضو = ض + و، قو = ق + و، لو = ل + و، نو = ن + و

تو + لو = تولو، نو + چو = نوچو، لو + گو = لوگو، رو + کو = روکو،

☆- الگ کیجیے۔

تولو = ت + و + ل + و، موڑو = م + و + ژ + و، جوڑو = ج + و + ژ + و، لوگو = ل + و + گ + و،

ب + ی = بی، خ + ی = خی، ڈ + ی = ڈی، ش + ی = شی، ع + ی = عی، ف + ی = فی، گ + ی = گی

☆۔ الگ کیجیے۔

پی = پ + ی، خ = خ + ی، ہی = س + ی، ط + ی = فی، ف + ی = گی، گ + ی = ہی، ہ + ی

صفحہ نمبر ۱۸

☆۔ حروف ملائیے

گو + ری = گوری، تو + ری = توری، جو + ٹی = جوڑی، مو + چ = موچی، بو + لی = بولی، رو + تی = روتی،  
تو + لی = تولی

☆۔ الگ کیجیے۔

بوری = ب + و + ری، ہوچی = م + و + چ + ی، ہوتی = ہ + و + ت + ی، ہوڑی = م + و + ٹ + ی،  
چوری = چ + و + ری، ڈولی = ڈ + و + ل + ی، روتی = ر + و + ت + ی،

☆۔ سبق بات مانو صفحہ ۱۹

☆۔ املا کے الفاظ (چوزے، نرم، موتی، خوش، دانے)

☆۔ سوالات کے جوابات لکھیں۔

- ☆۔ س نمبر ۱۔ چوزوں کے نام کیا تھے؟  
ج۔ چوچو، مانی، نومی، موتی۔
- ☆۔ س نمبر ۲۔ کس چوزے نے بات نہیں مانی؟  
ج۔ مانی نے بات نہیں مانی۔
- ☆۔ س نمبر ۳۔ کیا آپ بڑوں کی بات مانتے ہیں؟  
ج۔ جی ہاں ہم بڑوں کی بات مانتے ہیں۔

صفحہ نمبر ۲۳

☆۔ حروف ملائیے

ٹ + ل = ٹل، خ + ل = خل، ٹ + ل = ٹل، ش + ل = شل، ق + ل = قل، م + ل = مل،  
ہ + ل = ہل

☆۔ الگ کیجیے۔

ٹے = ث + ے ، ح + ے = دے = د + ے ، ضے = ض + ے ، فے = ف + ے ، کے = ک + ے

صفحہ نمبر ۲۴

☆۔ حروف ملائیے

رو + تے = روتے ، کو + نے = کونے ، لو + ٹے = لوٹے ، مو + ٹے = موٹے ، تو + لے = تولے ،  
رو + کے = روکے ،

☆۔ الگ کیجیے۔

سوتے = س + و + ت + ے ، موزے = م + و + ز + ے ، طوطے = ط + و + ط + ے ،  
بولے = ب + و + ل + ے ، توڑے = ت + و + ژ + ے ، نوچے = ن + و + چ + ے ، موڑے = م + و + ژ + ے

یونٹ نمبر ۲

☆۔ الف سے شروع ہونے والے الفاظ (استری، اثار، امی، اخروٹ، الماری)

☆۔ و سے شروع ہونے والے الفاظ (وضو، ورزش، ورق، وردی، وقت)

☆۔ نظم ” ہاتھی “ صفحہ نمبر ۳۹

☆۔ املا کے الفاظ (ہاتھ، پاؤں، دم، ناک، کان، آنکھ)

☆۔ سوالات کے جوابات لکھیں۔

- س ۱۔ یہ نظم کس کے بارے میں ہے؟
  - س ۲۔ ہاتھی کے ہاتھ کیسے ہوتے ہیں؟
  - س ۳۔ ہاتھی کی دم کیسی ہوتی ہے؟
  - س ۴۔ ہاتھی کی ناک کیسی ہوتی ہے؟
  - س ۵۔ ہاتھی کی آنکھیں کیسی ہوتی ہیں؟
- ج۔ یہ نظم ہاتھی کے بارے میں ہے۔
  - ج۔ ہاتھی کے ہاتھ موٹے ہوتے ہیں۔
  - ج۔ ہاتھی کی دم چھوٹی ہوتی ہے۔
  - ج۔ ہاتھی کی ناک لمبی ہوتی ہے۔
  - ج۔ ہاتھی کی آنکھیں گول ہوتی ہیں۔

س ۶۔ ہاتھی کے کان کیسے ہوتے ہیں؟ ج۔ ہاتھی کے کان بڑے ہوتے ہیں۔

### صفحہ نمبر ۴۲

☆۔ املا کے الفاظ (بھاپ، پھاڑ، بھاگ، جھاڑ، چھال، ڈھال، کھاو، گھاس، ٹھوک، ڈھول، کھود، گھول، چھوڑ)

☆۔ سبق ”روست“ یونٹ نمبر ۳

☆۔ املا کے الفاظ (کون، کیا، کیوں، کہاں، کتنے، کیسی، کس، کیسے)

### صفحہ نمبر ۵۰

☆۔ ان حروف کے الفاظ اور جملے کا لکھنا کر لکھیے۔

| حروف  | الفاظ | جملے               |
|-------|-------|--------------------|
| ۱۔ ب  | بارش  | بارش ہو رہی ہے۔    |
| ۲۔ ج  | جوڑ   | یہ کھلونا جوڑ دو۔  |
| ۳۔ س  | سال   | میں چھ سال کی ہوں۔ |
| ۴۔ تھ | تھا   | وہ کھیل رہا تھا۔   |

### صفحہ نمبر ۵۱

☆۔ جملے بنائیے۔

| الفاظ | جملے                  | الفاظ | جملے                    |
|-------|-----------------------|-------|-------------------------|
| طوطا  | میرے پاس ایک طوطا ہے۔ | چھوٹا | میرا بھائی چھوٹا ہے۔    |
| گرٹیا | وہ گرٹیا ہے۔          | ہاتھی | ہاتھی جنگل میں رہتا ہے۔ |
| کھانا | میں نے کھانا کھایا۔   | گھوڑا | گھوڑا بھاگتا ہے۔        |
| خوش   | میں آج بہت خوش ہوں۔   | ہری   | گھاس ہری ہوتی ہے۔       |

## Urdu B

### اُردو ب

☆۔ مذکر کے مونث لکھیں۔

| مذکر  | مونث    | مذکر  | مونث   | مذکر | مونث  |
|-------|---------|-------|--------|------|-------|
| دادا  | دادی    | خالو  | خالہ   | لڑکا | لڑکی  |
| نوکر  | نوکرانی | نانا  | نانی   | ابا  | امی   |
| باپ   | ماں     | استاد | استانی | والد | والدہ |
| بھائی | بھابھی  |       |        |      |       |

☆۔ واحد کے جمع لکھیں۔

| واحد  | جمع   | واحد  | جمع   |
|-------|-------|-------|-------|
| پودا  | پودے  | تارا  | تارے  |
| گدھا  | گدھے  | راجا  | راجے  |
| گانا  | گانے  | کوا   | کوے   |
| گھوڑا | گھوڑے | بوڑھا | بوڑھے |
| پوتا  | پوتے  | لڑکا  | لڑکے  |

☆۔ ہم آواز الفاظ بتائیں۔

| الفاظ | ہم آواز الفاظ | الفاظ | ہم آواز الفاظ |
|-------|---------------|-------|---------------|
| آگ    | راگ           | نان   | پان           |
| پانی  | رانی          | گاؤں  | پاؤں          |
| سارا  | تارا          | نام   | کام           |
| رات   | بات           | تالا  | جالا          |
| راجا  | باجا          | رب    | سب            |



☆۔ ہم آواز الفاظ بتائیں۔

| ہم آواز الفاظ | الفاظ | ہم آواز الفاظ | الفاظ |
|---------------|-------|---------------|-------|
| پان           | نان   | راگ           | آگ    |
| پاؤں          | گاؤں  | رانی          | پانی  |
| کام           | نام   | تارا          | سارا  |
| جالا          | تالا  | بات           | رات   |
| سب            | رب    | باجا          | راجا  |

☆۔ مضمون لکھیں۔ ”میری بلی“

- ۱۔ میرے پاس ایک بلی ہے۔ ۲۔ اس کا نام مانو ہے۔ ۳۔ اس کے بال نرم اور سفید ہے۔  
۴۔ وہ دودھ پیتی اور چھلی کھاتی ہے۔ ۵۔ میں اس کے ساتھ کھیلتی ہوں۔

☆۔ مضمون ”میرا تعارف“

- (۱)۔ میرا نام۔۔۔۔۔ ہے۔ (۲)۔ میری عمر چھ سال ہے۔ (۳)۔ میں جماعت اول میں پڑھتی ہوں۔  
(۴)۔ میرے سکول کا نام سینٹ میریز کانونٹ گرلز ہائی سکول ہے۔ (۵)۔ میں گوجرانوالہ شہر میں رہتی ہوں۔

☆۔ ہفتے کے دنوں کے نام لکھیں۔

(ہفتہ، اتوار، سوموار، منگل، بدھ، جمعرات، جمعہ)

☆۔ مہینوں کے نام لکھیں۔

(جنوری، فروری، مارچ، اپریل، مئی، جون، جولائی، اگست، ستمبر، اکتوبر، نومبر، دسمبر)